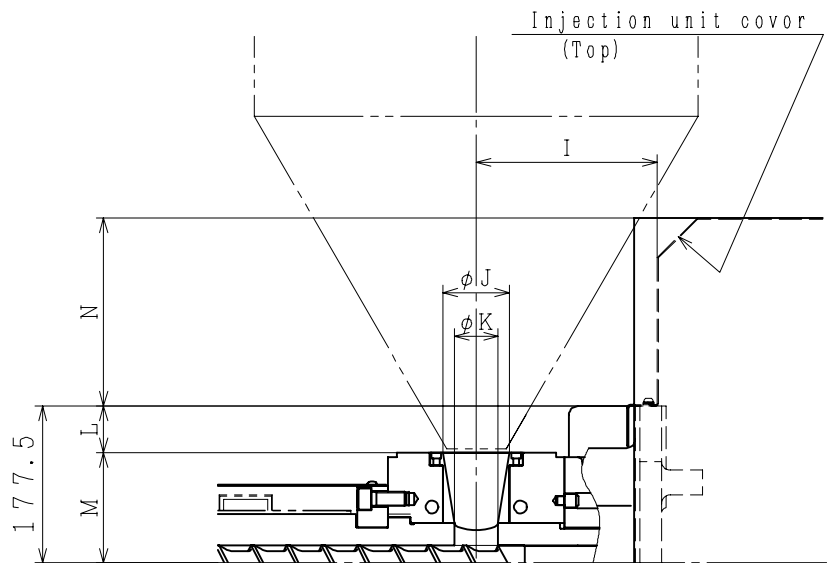
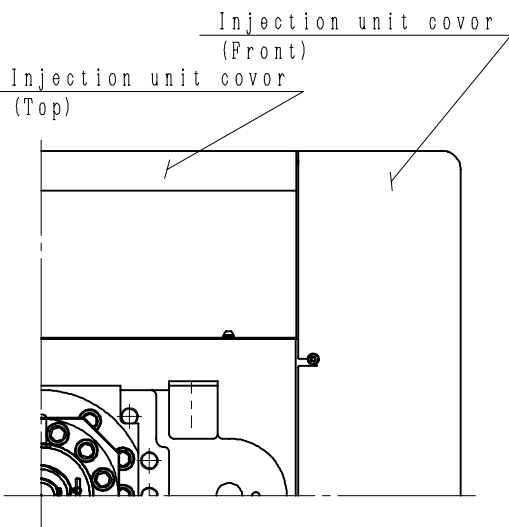
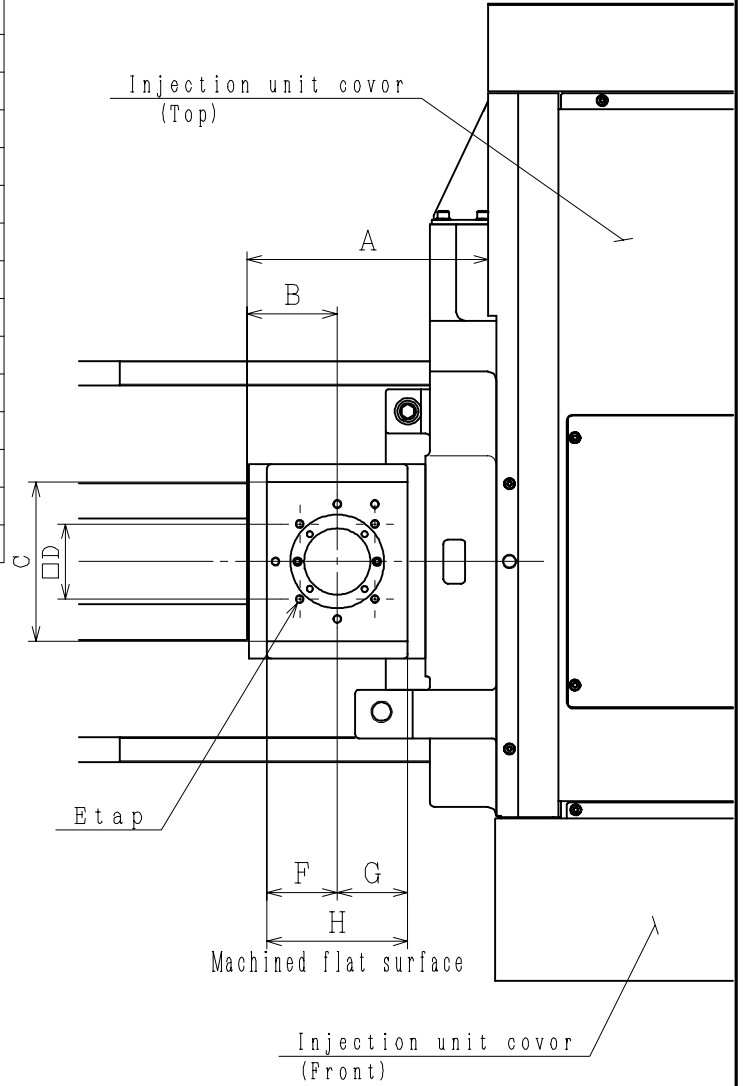


	3.5S·3.5H	3.5S·3.5H·7H·7U			7H·7U
	φ28	φ32	φ36	φ40	φ46
A	207	241.5	241.5	271	307.5
B	82	92	92	102	102
C	190	190	190	220	285
D	62	85	85	85	85
E	M8×10ℓ	M10×18ℓ	M10×18ℓ	M10×18ℓ	M10×18ℓ
F	80	90	90	100	100
G	56	80.5	80.5	100	136.5
H	136	170.5	170.5	200	236.5
I	161	185.5	185.5	205	241.5
J	φ48	φ75	φ75	φ75	φ75
K	φ35	φ50	φ50	φ50	φ50
L	77.5	57.5	57.5	52.5	52.5
M	100	120	120	125	125
N	213.2	213.2	213.2	213.2	213.2

	15H·15U			
	φ40	φ46	φ50	φ55
A	281	281	311.5	374
B	102	102	102	112
C	180	190	230	230
D	85	85	85	85
E	M10×18ℓ	M10×18ℓ	M10×18ℓ	M10×18ℓ
F	80	90	83	85
G	80	136.5	90	90
H	160	226.5	173	170
I	215	215	245.5	297
J	φ75	φ75	φ75	φ75
K	φ50	φ50	φ50	φ75
L	67.5	67.5	62.5	37.5
M	125	125	130	155
N	324	324	324	324



180MEt III (CE)

DETAIL DWG. OF HOPPER PART

T49318

10-900